






Agenda Item 5

Key to performance information

Key		
	Red signifies that current YTD performance is below target by more than the specified target deviation.	
	Amber signifies that current YTD performance is below target, but remains within the specified target deviation.	
	Green signifies that the current YTD target has been met, or exceeded.	
DNR	DNR signifies that data was not received by deadline.	
Short trend arrows		Show whether performance for the period is improving (up) or deteriorating (down) compared to last month.
Long trend arrows		Show whether performance for the period is improving (up) or deteriorating (down) compared to the average past two years performance (where available)
CRP	Corporate plan measure	These are critical measures decided by CMT.
SP	Service Plan measures	These are measures derived from the individual Service Plans produced by the teams annually.

This page is intentionally left blank